

# A66 Northern Trans-Pennine Project

Scheme 06: Appleby to Brough

TR010062

## 5.18 Engineering Section Drawings (Cross Sections) (Rev 2)

APFP Regulations 5(2)(o) and 6(2)

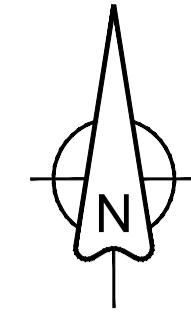
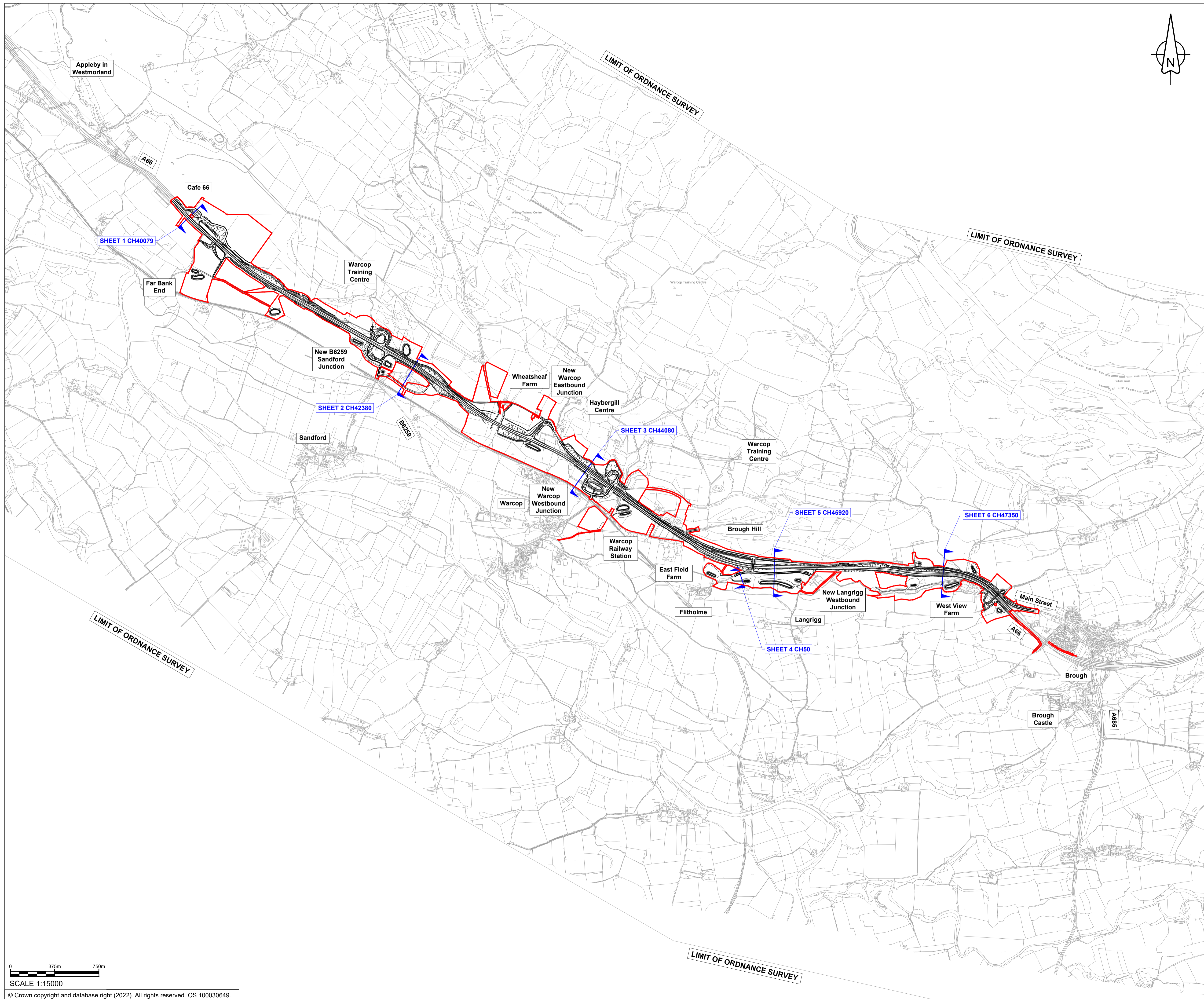
Planning Act 2008

Infrastructure Planning (Applications: Prescribed Forms and  
Procedure) Regulations 2009

Deadline 7

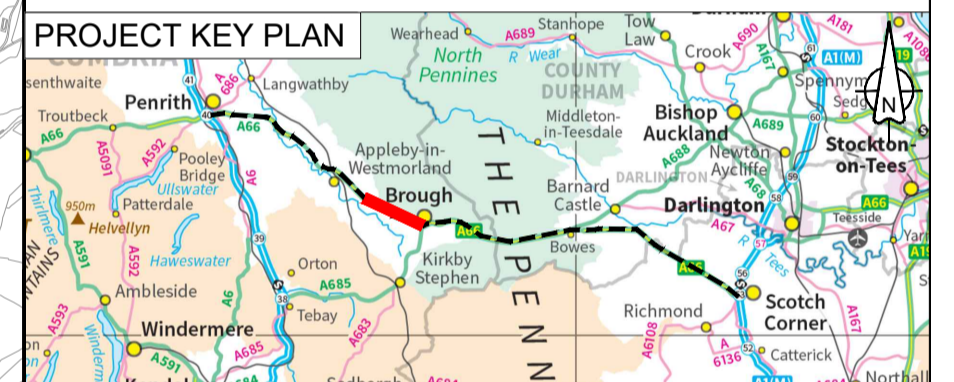
09 May 2023





**NOTES**  
1. ALL DIMENSIONS ARE IN METRES UNLESS NOTED OTHERWISE.

- KEY**
- THE SCHEME (SHOWN FOR ILLUSTRATIVE PURPOSES ONLY)
  - ORDER LIMITS
  - SECTION MARKER WITH SHEET AND CHAINAGE REFERENCE



C03	DC-19/21/24/25/26/27 Order Limits and design layout updates				
	ASCO	ASCO	JJAS	DKID	SBAG
	04/05/23	04/05/23	04/05/23	04/05/23	04/05/23
Revision details					
Revision	Created	Checked	Reviewed	Approved	Authorised
	dd/mm/yy	dd/mm/yy	dd/mm/yy	dd/mm/yy	dd/mm/yy

Purpose: DCO APPLICATION

PINS Reference Number: TR010062/APP/5.18

Client:  
3 Piccadilly Place  
Manchester  
M1 3BN

Project Name / Scheme Name:  
**A66 Northern Trans-Pennine Project  
Scheme 06  
Appleby to Brough**

Drawing Title:  
**Engineering Section Drawings  
Cross Sections  
Regulation 5(2)(o) & 6(2)  
Key Plan**

Project Ref. No.	Stage	Scale :	As Shown	@ A1
---	PCF3	Dimensions :	M	

Drawing Number	Project	Originator	Volume	
HE565627	- AMY	- HAC	-	
S06	-DR-CH-	401100		
Location	Type	Role	Number	

Suitability	Suitability Description	Revision
A	Approved for Stage Complete	C03

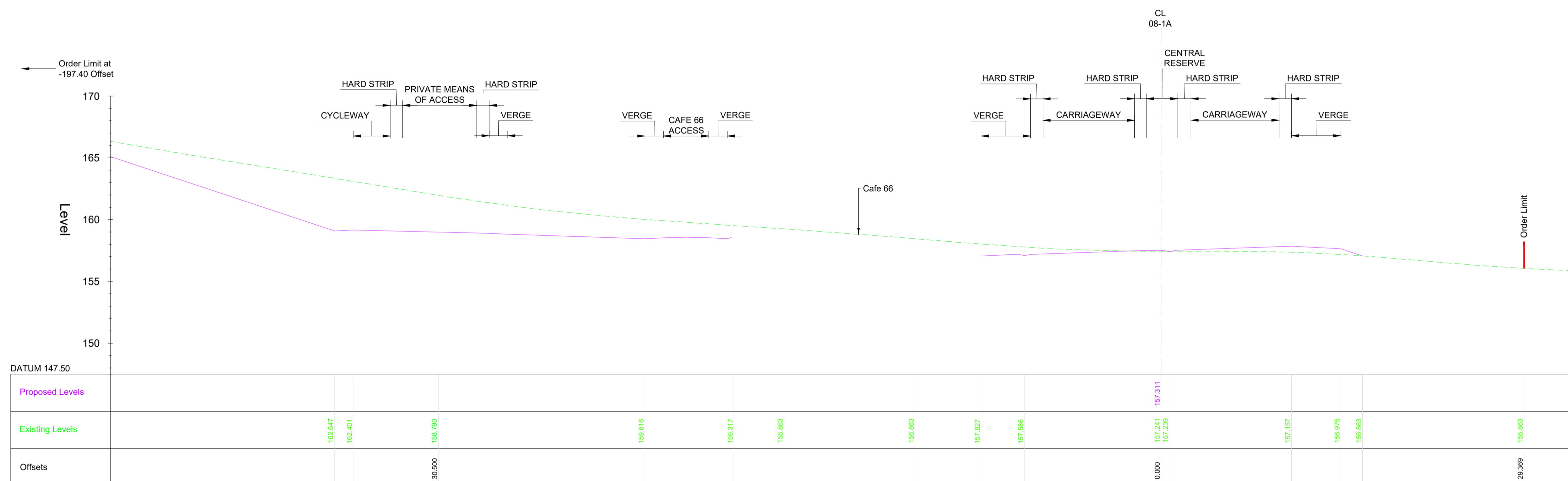


**NOTES**

1. ALL DIMENSIONS ARE IN METRES UNLESS NOTED OTHERWISE.
2. THESE ENGINEERING SECTION DRAWINGS SHOULD BE READ IN CONJUNCTION WITH THE KEY PLAN AND ALONGSIDE OTHER PLANS AND DOCUMENTS IN THE DEVELOPMENT CONSENT ORDER APPLICATION. IN PARTICULAR, THE WORKS PLANS AND SCHEDULE 1 (AUTHORISED DEVELOPMENT) TO THE DEVELOPMENT CONSENT ORDER.
3. FOR CHAINAGE PLEASE REFER TO THE ENGINEERING SECTION DRAWINGS (PLAN AND PROFILES).
4. WORK No. REFERENCES ARE DETAILED IN THE SCHEDULE 1 (AUTHORISED DEVELOPMENT) TO THE DEVELOPMENT CONSENT ORDER.
5. THE DESIGN SHOWN ON THESE ENGINEERING SECTION DRAWINGS IS ILLUSTRATIVE AND WILL BE SUBJECT TO THE DETAILED DESIGN DEVELOPMENT; ANY CHANGES WILL BE LIMITED TO BEING WITHIN THE ORDER LIMITS AND ANY OTHER CONSTRAINTS INCLUDED IN THE DEVELOPMENT CONSENT ORDER.

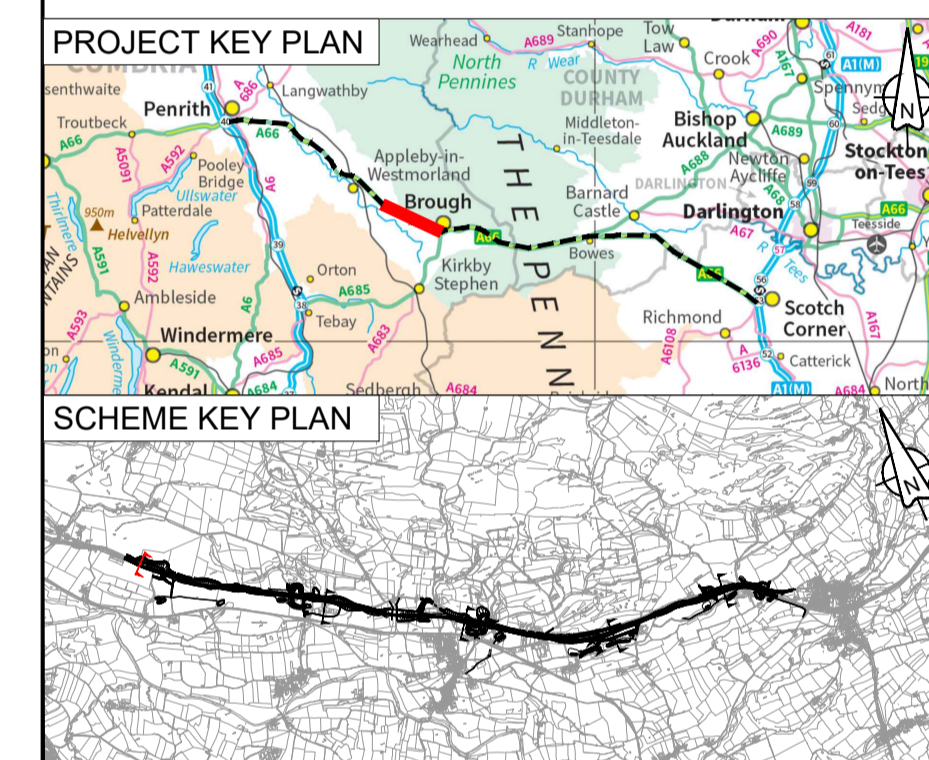
**KEY**

- PROPOSED LEVEL
- - - EXISTING LEVEL
- ORDER LIMITS



**TYPICAL SECTION - CH 4079 WORK No. 06-1A (CAFE 66)**

SCALE 1:200



P02	For DCO Submission				
	MVAG	MVAG	PBUN	SBAG	SBAG
	08/06/22	08/06/22	08/06/22	08/06/22	08/06/22

Revision	Revision details				
	Created	Checked	Reviewed	Approved	Authorised
	dd/mm/yy	dd/mm/yy	dd/mm/yy	dd/mm/yy	dd/mm/yy

Purpose	DCO APPLICATION
PINS Reference Number	TR010062/APP/5.18

Client	3 Piccadilly Place Manchester M1 3BN	
--------	--	--

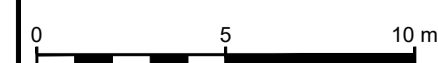
Project Name / Scheme Name	A66 Northern Trans-Pennine Project Scheme 06 Appleby to Brough
----------------------------	--

Drawing Title	Engineering Section Drawings Cross Sections Regulation 5(2)(o) & 6(2) Sheet 1 of 6
---------------	---

Project Ref. No.	Stage	Scale : 1:200 @ A1
---	PCF3	Dimensions : M

Drawing Number	Project	Originator	Volume
HE565627 - AMY - HAC -			
S06	-DR-CH-	401101	
Location	Type	Role	Number

Suitability	Suitability Description	Revision
S1	Fit for Co-ordination	P02

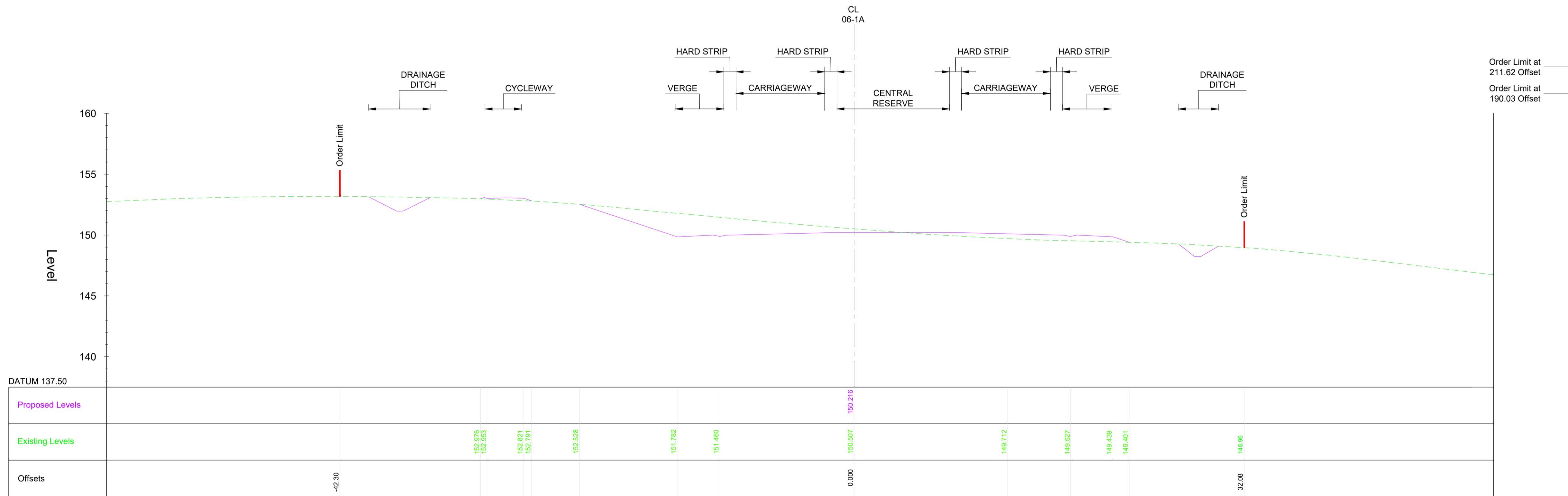


**NOTES**

1. ALL DIMENSIONS ARE IN METRES UNLESS NOTED OTHERWISE.
2. THESE ENGINEERING SECTION DRAWINGS SHOULD BE READ IN CONJUNCTION WITH THE KEY PLAN AND ALONGSIDE OTHER PLANS AND DOCUMENTS IN THE DEVELOPMENT CONSENT ORDER APPLICATION, IN PARTICULAR, THE WORKS PLANS AND SCHEDULE 1 (AUTHORISED DEVELOPMENT) TO THE DEVELOPMENT CONSENT ORDER.
3. FOR CHAINAGE PLEASE REFER TO THE ENGINEERING SECTION DRAWINGS (PLAN AND PROFILES).
4. WORK No. REFERENCES ARE DETAILED IN THE SCHEDULE 1 (AUTHORISED DEVELOPMENT) TO THE DEVELOPMENT CONSENT ORDER.
5. THE DESIGN SHOWN ON THESE ENGINEERING SECTION DRAWINGS IS ILLUSTRATIVE AND WILL BE SUBJECT TO THE DETAILED DESIGN DEVELOPMENT, ANY CHANGES WILL BE LIMITED TO BEING WITHIN THE ORDER LIMITS AND ANY OTHER CONSTRAINTS INCLUDED IN THE DEVELOPMENT CONSENT ORDER.

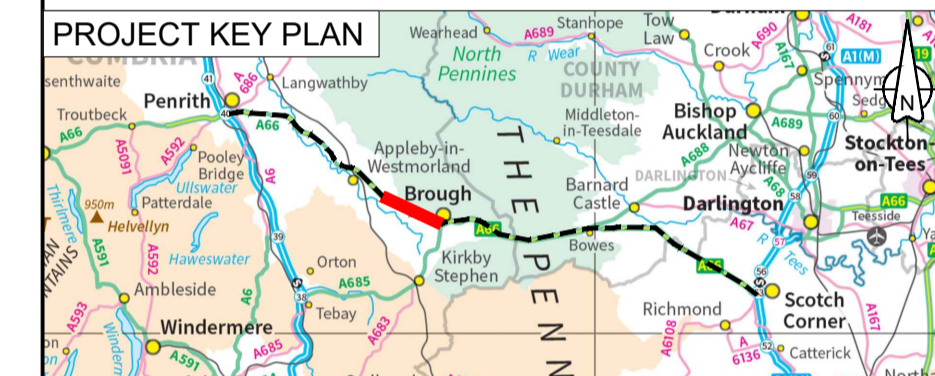
**KEY**

- PROPOSED LEVEL
- - - EXISTING LEVEL
- ORDER LIMITS



**TYPICAL SECTION - CH 42380 WORK No. 06-1A**

Scale 1:200



C01	For DCO Submission				
	MVAG	MVAG	PBUN	SBAG	SBAG
	11/05/22	11/05/22	27/05/22	27/05/22	01/06/22
Revision	Revision details				
	Created	Checked	Reviewed	Approved	Authorised
	dd/mm/yy	dd/mm/yy	dd/mm/yy	dd/mm/yy	dd/mm/yy

Purpose	DCO APPLICATION
PINS Reference Number	TR010062/APP/5.18

Client  
3 Piccadilly Place  
Manchester  
M1 3BN

Project Name / Scheme Name  
**A66 Northern Trans-Pennine Project  
Scheme 06  
Appleby to Brough**

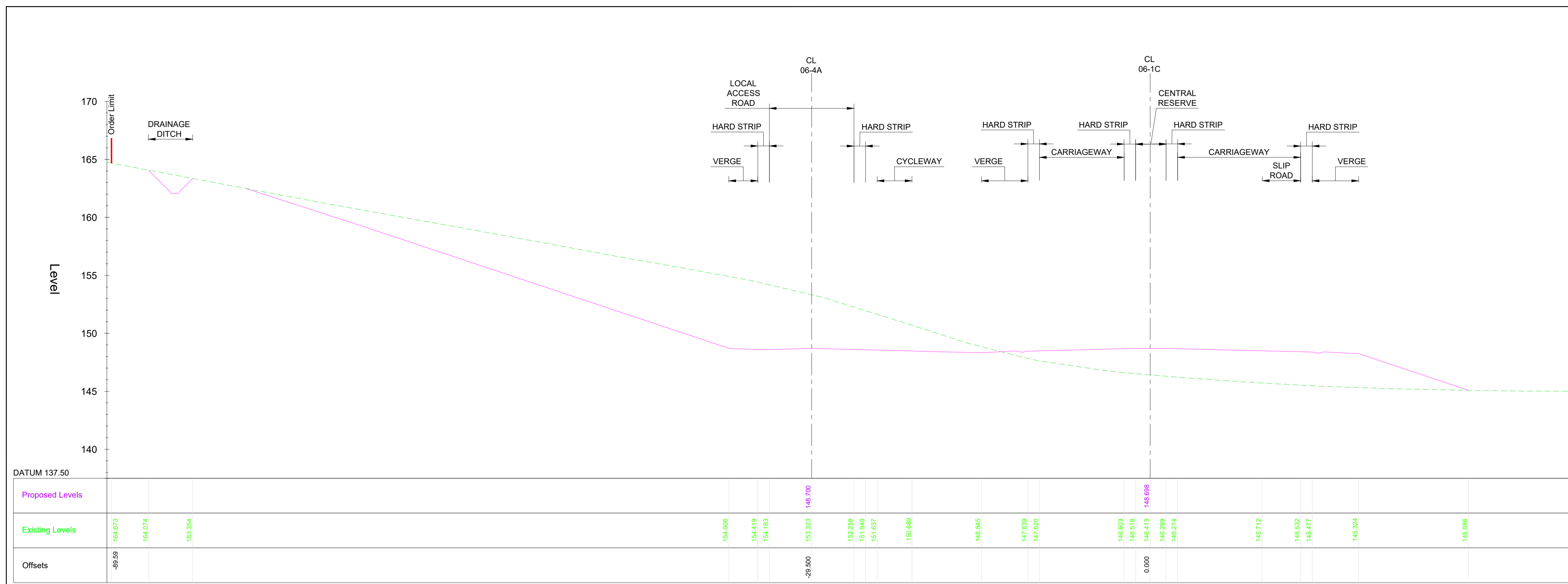
Drawing Title  
**Engineering Section Drawings  
Cross Sections  
Regulation 5(2)(o) & 6(2)  
Sheet 2 of 6**

Project Ref. No.	Stage	Scale :	@ A1
---	PCF3	1:200	
		Dimensions :	M

Drawing Number	Project	Originator	Volume
HE565627 - AMY - HAC -			
S06	-DR-CH-	401102	
Location	Type	Role	Number

Suitability	Suitability Description	Revision
A	Approved for Stage Complete	C01





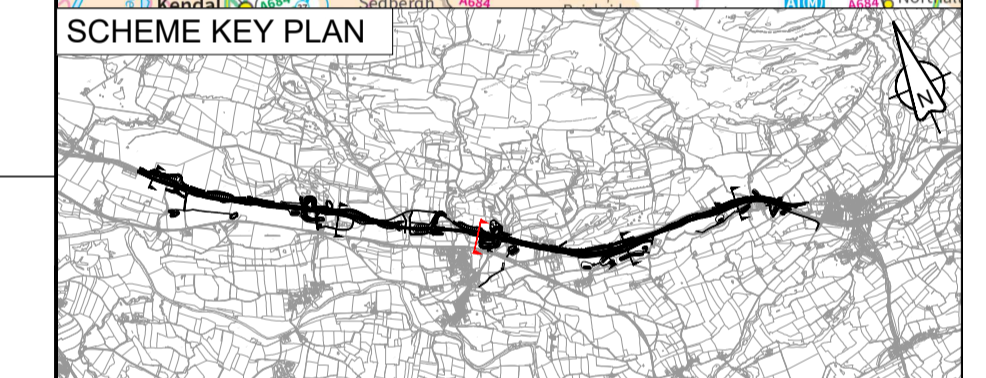
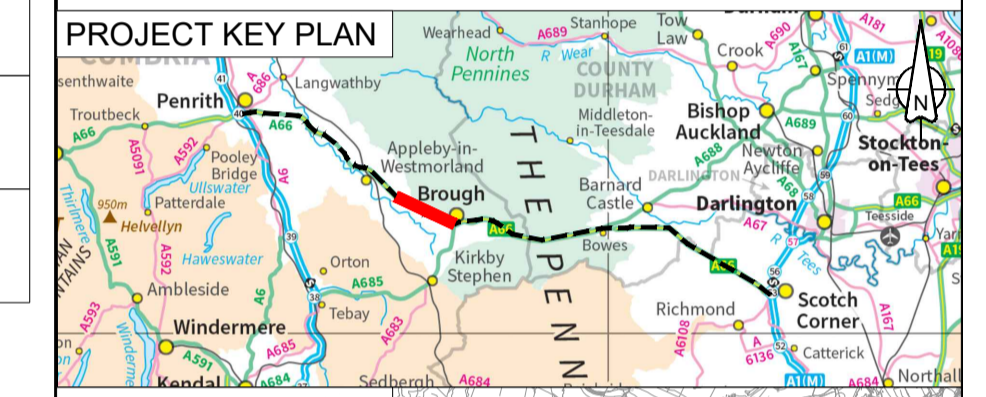
**TYPICAL SECTION - CH 44080 WORK Nos. 06-1C AND 06-4A**  
Scale 1:200



**TYPICAL SECTION - CH 44080 WORK Nos. 06-1C AND 06-4A**  
Scale 1:200

- NOTES**
- ALL DIMENSIONS ARE IN METRES UNLESS NOTED OTHERWISE.
  - THESE ENGINEERING SECTION DRAWINGS SHOULD BE READ IN CONJUNCTION WITH THE KEY PLAN AND ALONGSIDE OTHER PLANS AND DOCUMENTS IN THE DEVELOPMENT CONSENT ORDER APPLICATION. IN PARTICULAR, THE WORKS PLANS AND SCHEDULE 1 (AUTHORISED DEVELOPMENT) TO THE DEVELOPMENT CONSENT ORDER.
  - FOR CHAINAGE PLEASE REFER TO THE ENGINEERING SECTION DRAWINGS (PLAN AND PROFILES).
  - WORK No. REFERENCES ARE DETAILED IN THE SCHEDULE 1 (AUTHORISED DEVELOPMENT) TO THE DEVELOPMENT CONSENT ORDER.
  - THE DESIGN SHOWN ON THESE ENGINEERING SECTION DRAWINGS IS ILLUSTRATIVE AND WILL BE SUBJECT TO THE DETAILED DESIGN DEVELOPMENT; ANY CHANGES WILL BE LIMITED TO BEING WITHIN THE ORDER LIMITS AND ANY OTHER CONSTRAINTS INCLUDED IN THE DEVELOPMENT CONSENT ORDER.

- KEY**
- PROPOSED LEVEL
  - EXISTING LEVEL
  - ORDER LIMITS



C02	DC-24 Reference subdivision of Work No. 06-4.				
	ASCO	ASCO	JJAS	DKID	SBAG
	04/05/23	04/05/23	04/05/23	04/05/23	04/05/23
Revision	Revision details				
	Created	Checked	Reviewed	Approved	Authorised
	dd/mm/yy	dd/mm/yy	dd/mm/yy	dd/mm/yy	dd/mm/yy

Purpose	DCO APPLICATION
PINS Reference Number	TR010062/APP/5.18

Client	3 Piccadilly Place Manchester M1 3BN	
--------	--	--

Project Name / Scheme Name  
**A66 Northern Trans-Pennine Project  
Scheme 06  
Appleby to Brough**

Drawing Title  
**Engineering Section Drawings  
Cross Sections  
Regulation 5(2)(o) & 6(2)  
Sheet 3 of 6**

Project Ref. No.	Stage	Scale	@ A1
---	PCF3	1:200	
		Dimensions	M




Drawing Number	Project	Originator	Volume
HE565627	- AMY	- HAC	-
S06	-DR-CH-	401103	
Location	Type	Role	Number

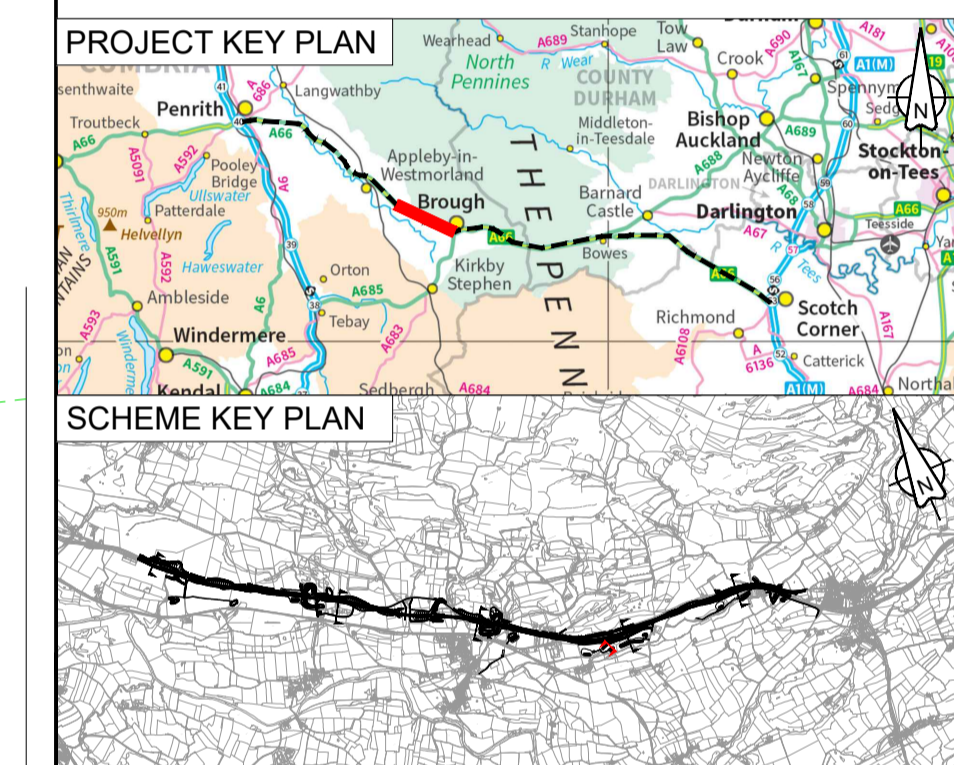

Suitability	Suitability Description	Revision
A	Approved for Stage Complete	C02



- NOTES**
1. ALL DIMENSIONS ARE IN METRES UNLESS NOTED OTHERWISE.
  2. THESE ENGINEERING SECTION DRAWINGS SHOULD BE READ IN CONJUNCTION WITH THE KEY PLAN AND ALONGSIDE OTHER PLANS AND DOCUMENTS IN THE DEVELOPMENT CONSENT ORDER APPLICATION. IN PARTICULAR, THE WORKS PLANS AND SCHEDULE 1 (AUTHORISED DEVELOPMENT) TO THE DEVELOPMENT CONSENT ORDER.
  3. FOR CHAINAGE PLEASE REFER TO THE ENGINEERING SECTION DRAWINGS (PLAN AND PROFILES).
  4. WORK No. REFERENCES ARE DETAILED IN THE SCHEDULE 1 (AUTHORISED DEVELOPMENT) TO THE DEVELOPMENT CONSENT ORDER.
  5. THE DESIGN SHOWN ON THESE ENGINEERING SECTION DRAWINGS IS ILLUSTRATIVE AND WILL BE SUBJECT TO THE DETAILED DESIGN DEVELOPMENT; ANY CHANGES WILL BE LIMITED TO BEING WITHIN THE ORDER LIMITS AND ANY OTHER CONSTRAINTS INCLUDED IN THE DEVELOPMENT CONSENT ORDER.

**KEY**

	PROPOSED LEVEL
	EXISTING LEVEL
	ORDER LIMITS




C03	DC-25 Updates to Filtholme/Langrigg link road				
	ASCO	ASCO	JJAS	DKID	SBAG
	04/05/23	04/05/23	04/05/23	04/05/23	04/05/23
Revision	Revision details				
	Created	Checked	Reviewed	Approved	Authorised
	dd/mm/yy	dd/mm/yy	dd/mm/yy	dd/mm/yy	dd/mm/yy

Purpose: DCO APPLICATION

PINS Reference Number: TR010062/APP/5.18

Client: 3 Piccadilly Place, Manchester, M1 3BN



Project Name / Scheme Name: A66 Northern Trans-Pennine Project Scheme 06 Appleby to Brough

Drawing Title: Engineering Section Drawings Cross Sections Regulation 5(2)(o) & 6(2) Sheet 4 of 6

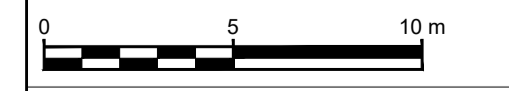
Project Ref. No.	Stage	Scale	@ A1
---	PCF3	1:200	
		Dimensions	M

Drawing Number			
Project	Originator	Volume	
HE565627	AMY	HAC	
S06	-DR-CH-		401104
Location	Type	Role	Number

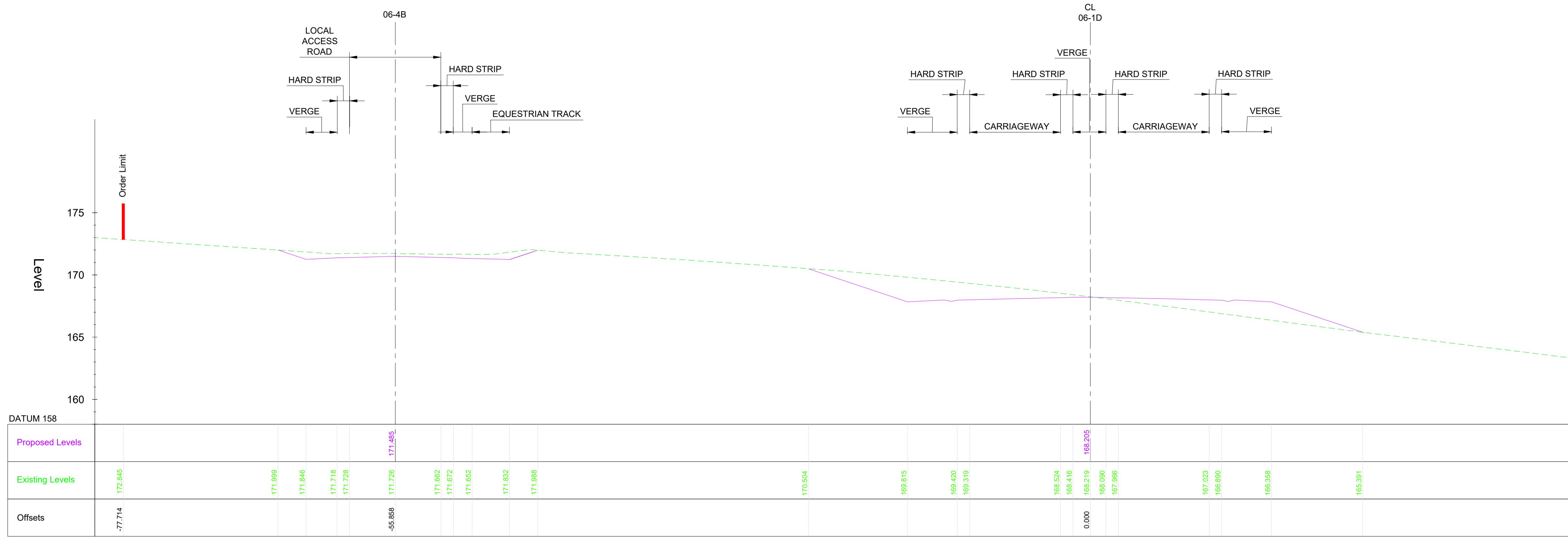
Suitability	Suitability Description	Revision
A	Approved for Stage Complete	C03

**TYPICAL SECTION - CH 50 WORK No. 06-7A (FLITHOLME LANE)**

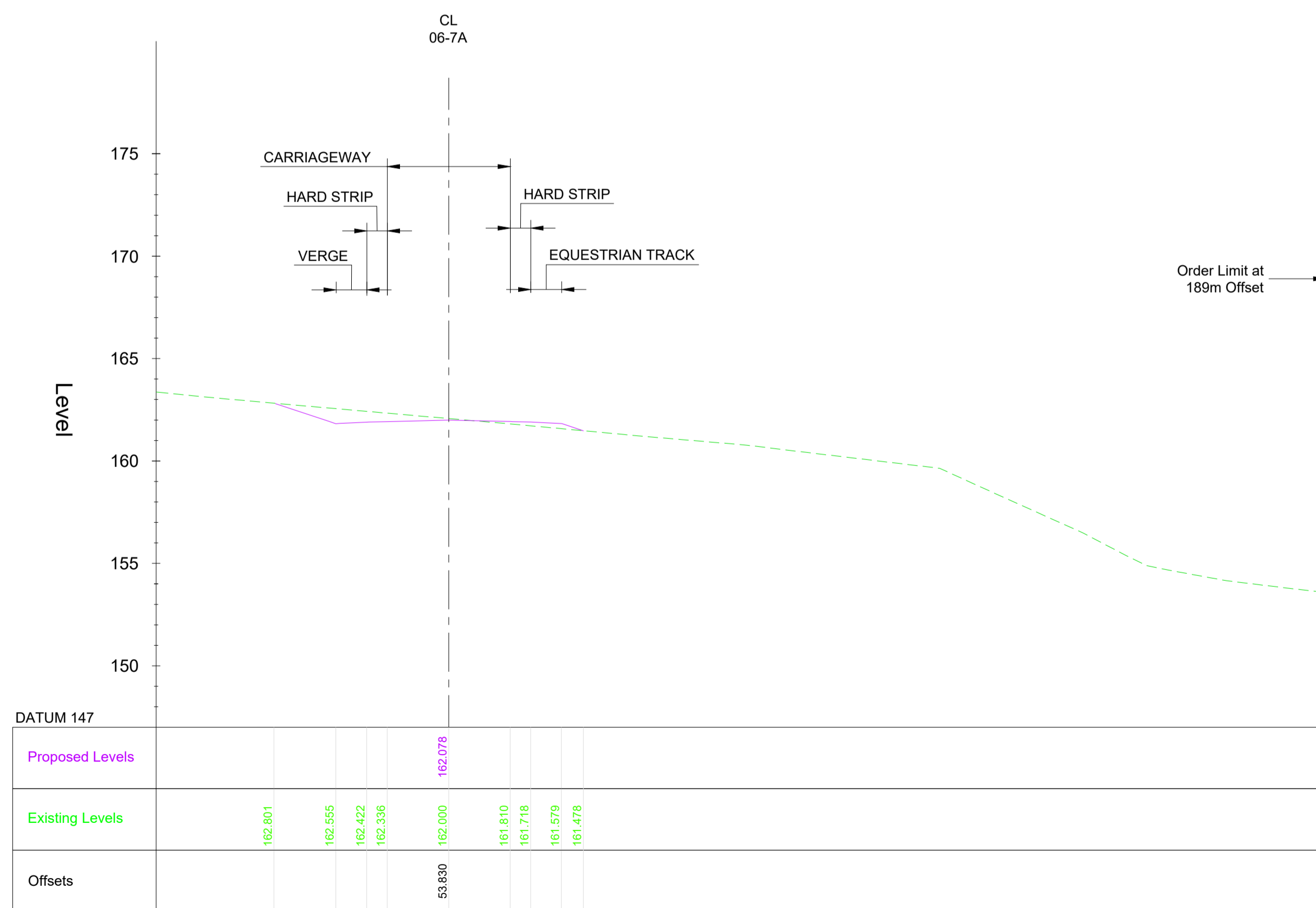
Scale 1:200







TYPICAL SECTION - CH 4592 WORK Nos. 06-1D, 06-4B, AND 06-7A  
Scale 1:200



TYPICAL SECTION (CONT) - CH 4592 WORK Nos. 06-1D, 06-4B, AND 06-7A  
Scale 1:200

NOTES

- ALL DIMENSIONS ARE IN METRES UNLESS NOTED OTHERWISE.
- THESE ENGINEERING SECTION DRAWINGS SHOULD BE READ IN CONJUNCTION WITH THE KEY PLAN AND ALONGSIDE OTHER PLANS AND DOCUMENTS IN THE DEVELOPMENT CONSENT ORDER APPLICATION. IN PARTICULAR, THE WORKS PLANS AND SCHEDULE 1 (AUTHORISED DEVELOPMENT) TO THE DEVELOPMENT CONSENT ORDER.
- FOR CHAINAGE PLEASE REFER TO THE ENGINEERING SECTION DRAWINGS (PLAN AND PROFILES).
- WORK No. REFERENCES ARE DETAILED IN THE SCHEDULE 1 (AUTHORISED DEVELOPMENT) TO THE DEVELOPMENT CONSENT ORDER.
- THE DESIGN SHOWN ON THESE ENGINEERING SECTION DRAWINGS IS ILLUSTRATIVE AND WILL BE SUBJECT TO THE DETAILED DESIGN DEVELOPMENT; ANY CHANGES WILL BE LIMITED TO BEING WITHIN THE ORDER LIMITS AND ANY OTHER CONSTRAINTS INCLUDED IN THE DEVELOPMENT CONSENT ORDER.

KEY

- PROPOSED LEVEL
- EXISTING LEVEL
- ORDER LIMITS

PROJECT KEY PLAN



SCHEME KEY PLAN



C03	DC-25 Updates to Filtholme/Langrigg link road				
	ASCO	ASCO	JJAS	DKID	SBAG
	04/05/23	04/05/23	04/05/23	04/05/23	04/05/23

Revision details					
Revision	Created	Checked	Reviewed	Approved	Authorised
	dd/mm/yy	dd/mm/yy	dd/mm/yy	dd/mm/yy	dd/mm/yy

Purpose	DCO APPLICATION
PINS Reference Number	TR010062/APP/5.18

Client	3 Piccadilly Place Manchester M1 3BN	
--------	--	--

Project Name / Scheme Name	A66 Northern Trans-Pennine Project Scheme 06 Appleby to Brough
----------------------------	--

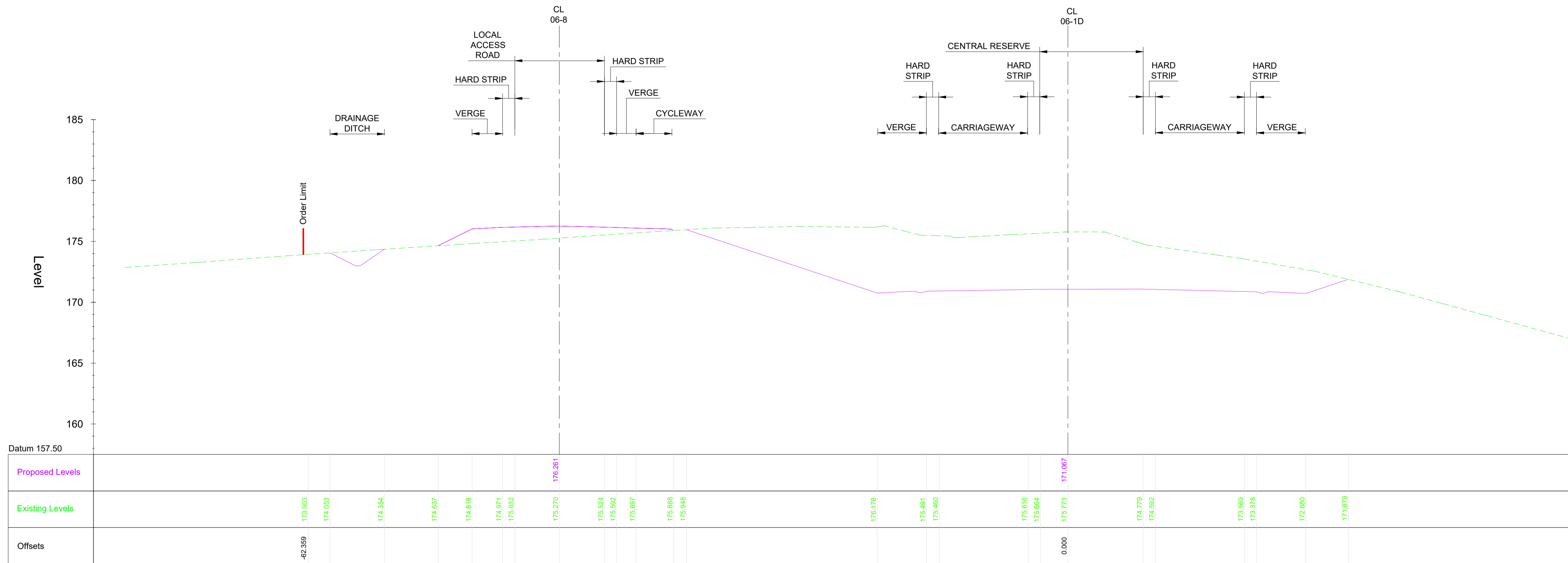
Drawing Title	Engineering Section Drawings Cross Sections Regulation 5(2)(o) & 6(2) Sheet 5 of 6
---------------	---

Project Ref. No.	Stage	Scale	@ A1
---	PCF3	1:200	
		Dimensions	M

Drawing Number	Project	Originator	Volume
HE565627	- AMY	- HAC	-
S06	-DR-CH-	401105	
Location	Type	Role	Number

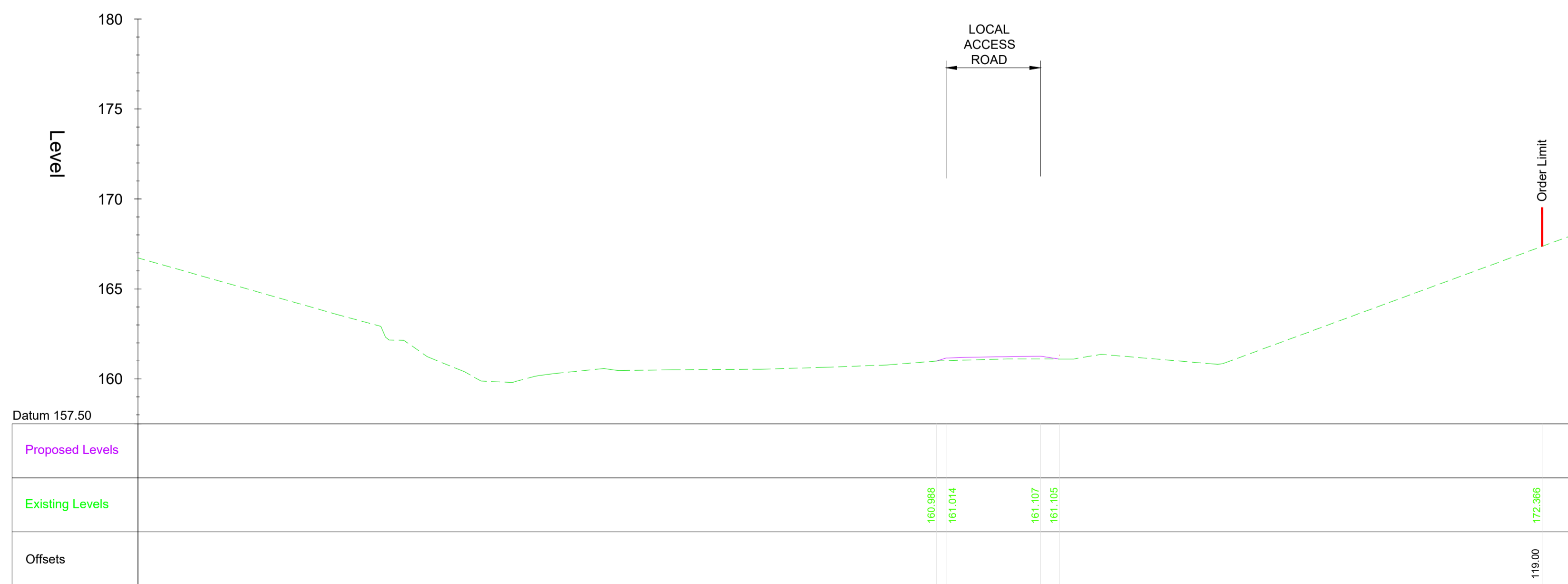
Suitability	Suitability Description	Revision
A	Approved for Stage Complete	C03





TYPICAL SECTION - CH 47350 WORK Nos. 06-1D AND 06-8

Scale 1:200



TYPICAL SECTION - CH 47350 WORK Nos. 06-1D AND 06-8

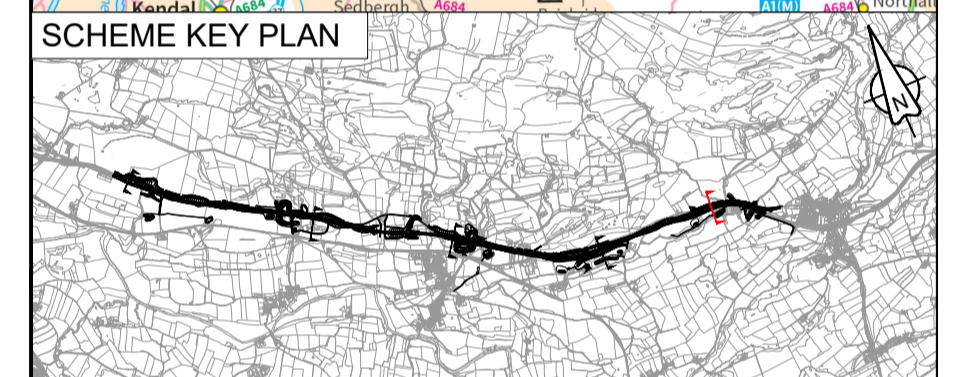
Scale 1:200

NOTES

- ALL DIMENSIONS ARE IN METRES UNLESS NOTED OTHERWISE.
- THESE ENGINEERING SECTION DRAWINGS SHOULD BE READ IN CONJUNCTION WITH THE KEY PLAN AND ALONGSIDE OTHER PLANS AND DOCUMENTS IN THE DEVELOPMENT CONSENT ORDER APPLICATION. IN PARTICULAR, THE WORKS PLANS AND SCHEDULE 1 (AUTHORISED DEVELOPMENT) TO THE DEVELOPMENT CONSENT ORDER.
- FOR CHAINAGE PLEASE REFER TO THE ENGINEERING SECTION DRAWINGS (PLAN AND PROFILES).
- WORK No. REFERENCES ARE DETAILED IN THE SCHEDULE 1 (AUTHORISED DEVELOPMENT) TO THE DEVELOPMENT CONSENT ORDER.
- THE DESIGN SHOWN ON THESE ENGINEERING SECTION DRAWINGS IS ILLUSTRATIVE AND WILL BE SUBJECT TO THE DETAILED DESIGN DEVELOPMENT; ANY CHANGES WILL BE LIMITED TO BEING WITHIN THE ORDER LIMITS AND ANY OTHER CONSTRAINTS INCLUDED IN THE DEVELOPMENT CONSENT ORDER.

KEY

- PROPOSED LEVEL
- EXISTING LEVEL
- ORDER LIMITS



C02	DC-26 Updates to West View Farm Bridge				
	ASCO	ASCO	JJAS	DKID	SBAG
	04/05/23	04/05/23	04/05/23	04/05/23	04/05/23

Revision	Revision details				
	Created	Checked	Reviewed	Approved	Authorised
	dd/mm/yy	dd/mm/yy	dd/mm/yy	dd/mm/yy	dd/mm/yy

Purpose	DCO APPLICATION
PINS Reference Number	TR010062/APP/5.18

Client	3 Piccadilly Place Manchester M1 3BN	
--------	--	--

Project Name / Scheme Name	A66 Northern Trans-Pennine Project Scheme 06 Appleby to Brough
----------------------------	--

Drawing Title	Engineering Section Drawings Cross Sections Regulation 5(2)(o) & 6(2) Sheet 6 of 6
---------------	---

Project Ref. No.	Stage	Scale	@ A1
---	PCF3	1:200	
		Dimensions	M

Drawing Number	Project	Originator	Volume
HE565627 - AMY - HAC -			
S06	-DR-CH-	401106	
Location	Type	Role	Number

Suitability	Suitability Description	Revision
A	Approved for Stage Complete	C02